

**SUSANVILLE
POLICE DEPARTMENT**

2009

Annual Report

Jeff Atkinson, Chief of Police

February 17, 2010

Mission Statement

We, the members of the Susanville Police Department, are committed to making our community a safe environment for residents and visitors alike. We will enforce the law fairly for all and be respectful of our citizens. We will base our actions on the principles of our society in that all of our citizens have the right to be safe and secure in their daily lives. We will develop meaningful partnerships with our community to solve problems and address issues which affect the quality of life of our citizens.

Chief of Police

Captain

**Administration
Division**

Records (1)

Detective (1)

Narcotics (1)

Evidence/Property (1)

**Field Operations
Division**

SWAT

Sergeants (3)

Patrol (8)

School Resource (0)

Traffic (0)

Police Reserves (3)

Police Explorers (4)

Officer Experience Level with Susanville Police Dept

2.84 Years

2009
STATISTICAL
INFORMATION

2009 Officer Activity

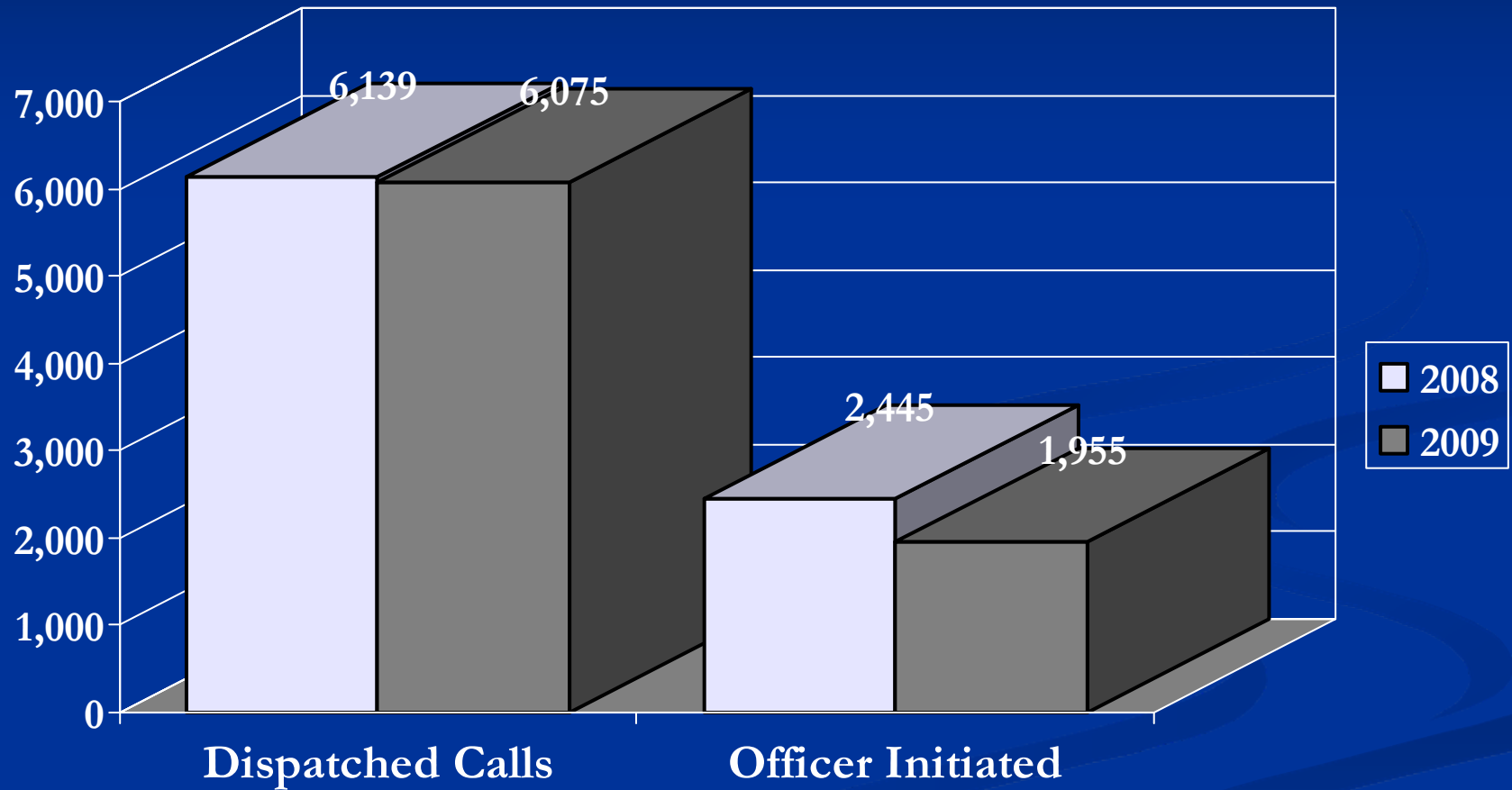
6,075 Dispatch Initiated

1,955 Officer Initiated

40,373 Unit Log Entries

380 Subpoenas Served

Officer Activity Comparison



Reports Written

2008

2,304 Crime/Arrest

1,803 Supplemental

4,107 Total

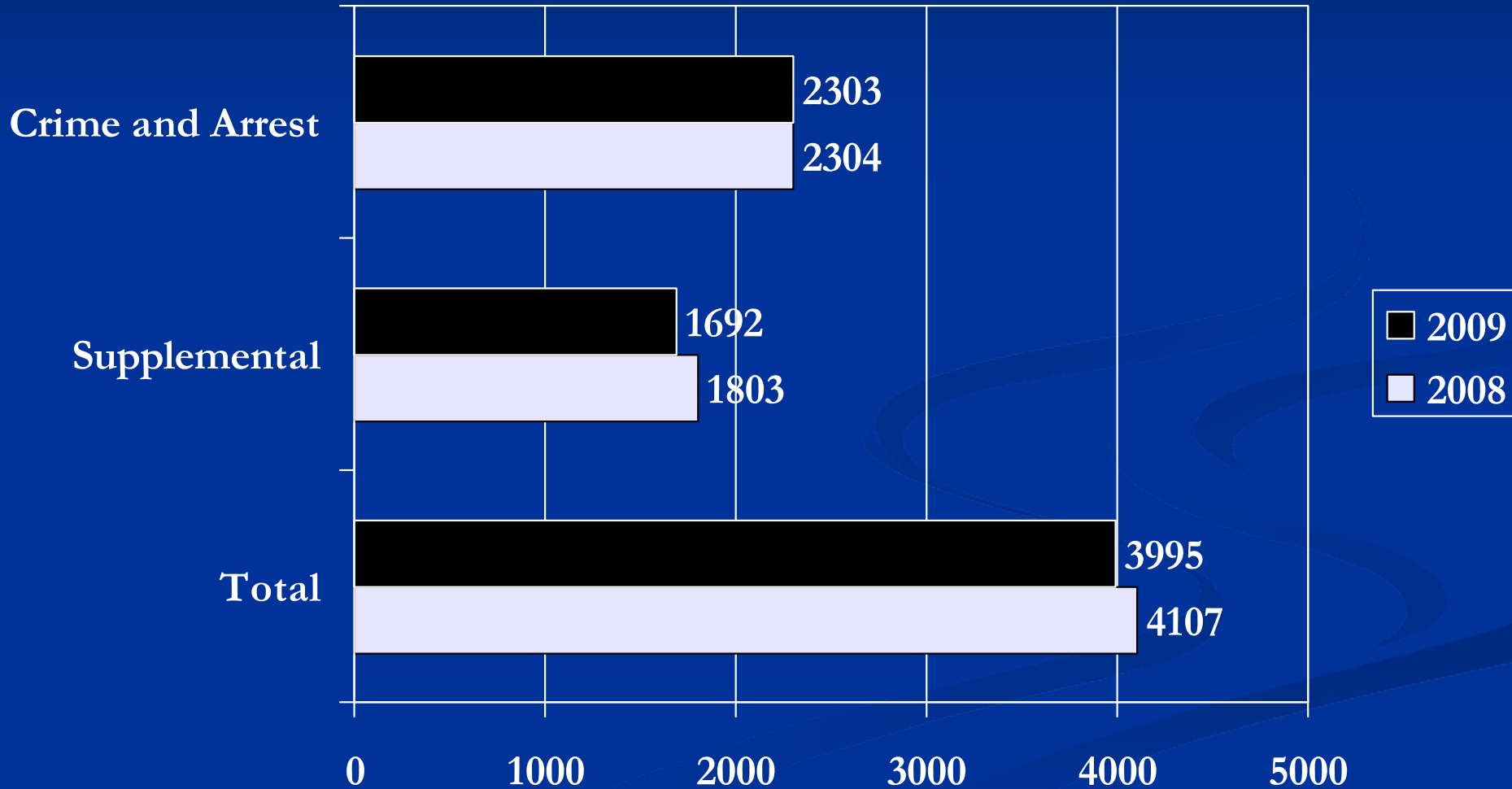
2009

2,303 Crime/Arrest

1,692 Supplemental

3,995 Total

Reports Comparison



Arrests

2008

2009

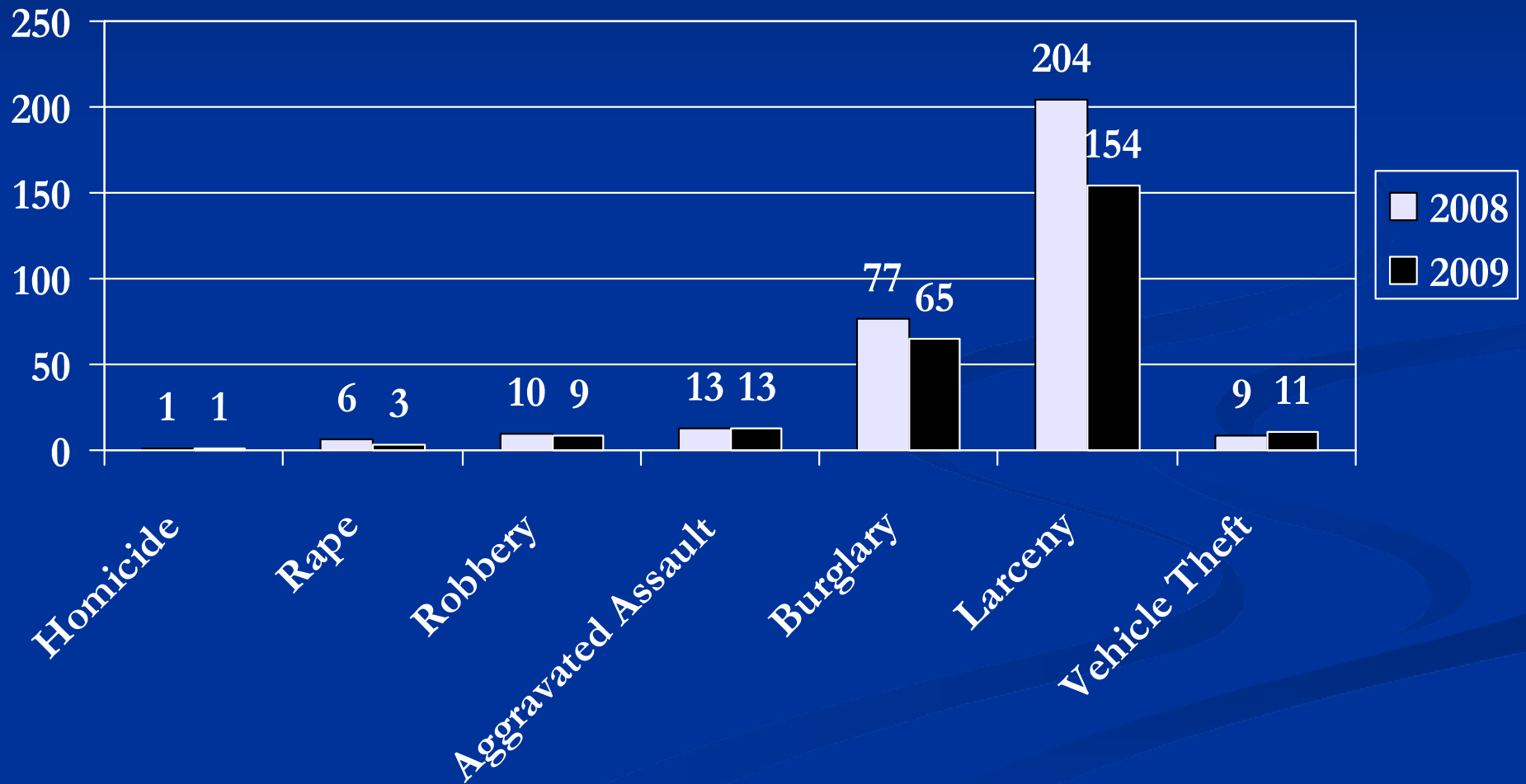
390	Misdemeanor	386	Misdemeanor	-1%
<u>164</u>	Felony	<u>149</u>	Felony	-9%
554	Total	535	Total	

Major Crime Statistics

(UCR)

<u>OFFENSE</u>	<u>2008</u>	<u>2009</u>	<u>+/-%</u>
Homicide	1	1	0%
Rape	6	3	-50%
Robbery	10	9	-10%
Aggravated Assault	13	13	0%
Burglary	77	65	-16%
Larceny	204	154	-25%
Motor Vehicle Theft	9	11	+18%

UCR Comparison

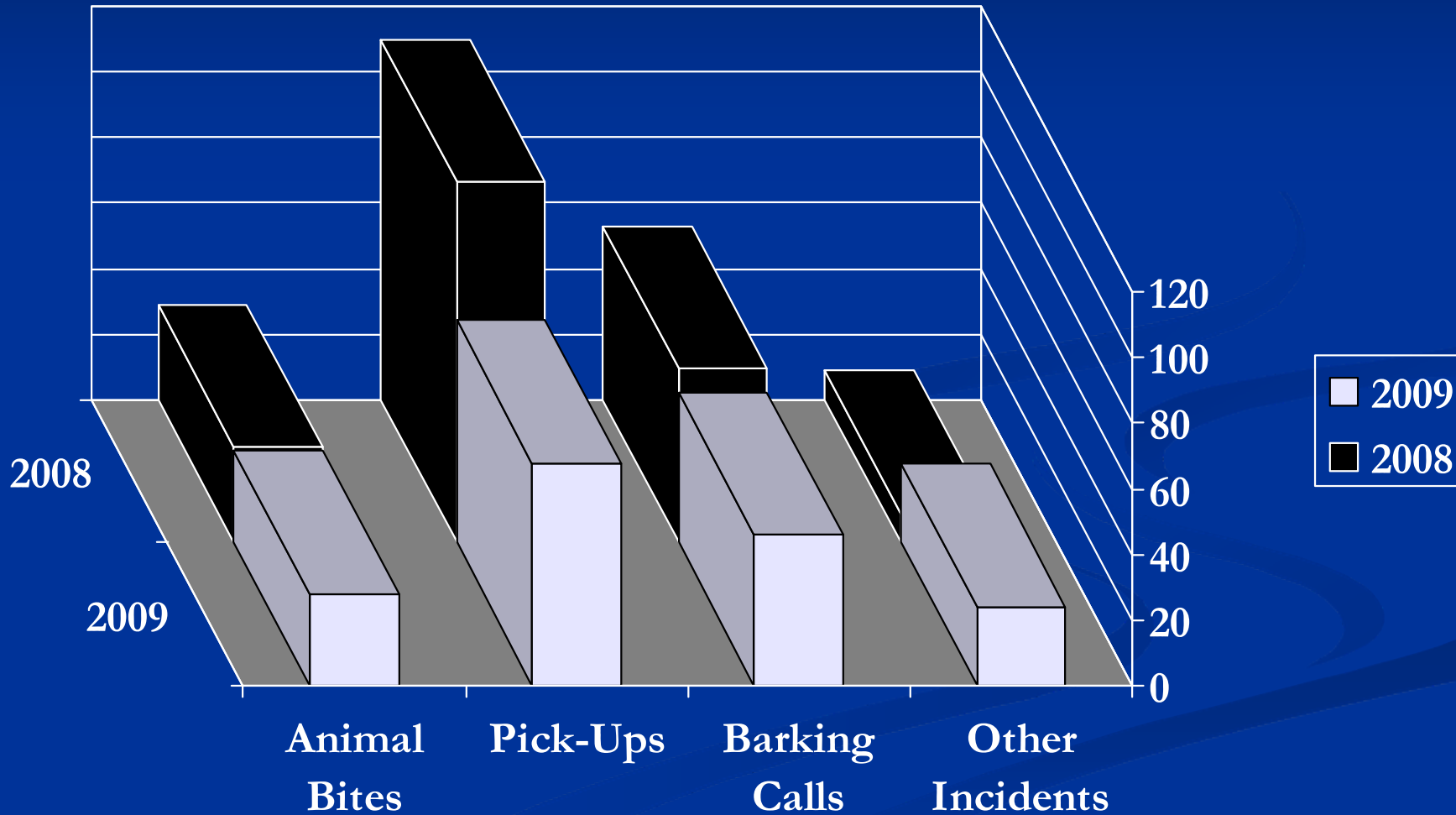


Animal Incidents

Calls for Service

	2008	2009
Animal Bites	29	28
Dog Pick-ups	110	68
Barking Dogs	53	46
Other Animal Calls	9	24

Animal Incidents Comparison



Vehicle Fleet

9	Marked Patrol Units
4	Unmarked Admin Vehicles
1	Chevrolet Truck
1	Narcotics Task Force Vehicle
1	Unmarked SWAT Vehicle

16 Total

Miles Driven in 2009 — 123,600

Mileage — 73,487 miles per vehicle

TRAFFIC STATISTICS

Citations

2008

2009

Parking Violations

231

209

Moving Violations

924

479

Total

1,155

688

Notable Sections

2008

2009

Speeding

224

58

Stop Sign

148

62

Cell Phone

101

64

Vehicle Registration

161

217

Vehicle Collisions

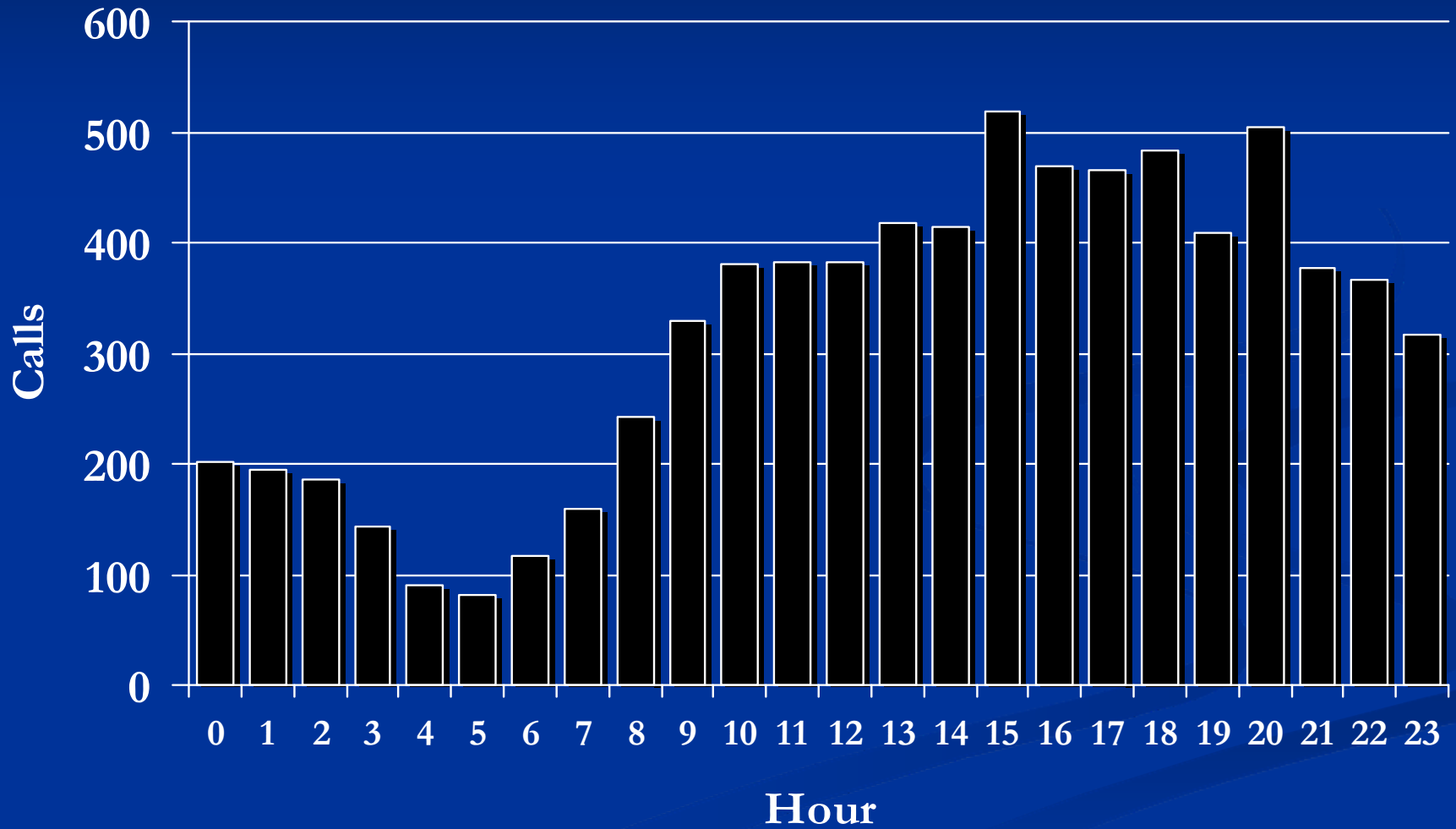
<u>Category</u>	<u>2008</u>	<u>2009</u>	<u>+/-</u>
Non-Injury	136	156	+13%
Injury	21	36	+42%
*Hit and Run	49	58	+16%
Total Collisions	157	192	

* Calculation included in total through either non-injury, or injury collision statistic

Traffic Related Arrests

<u>Category</u>	<u>2008</u>	<u>2009</u>
Suspended License	50	34
Unlicensed Driver	34	29
Driving Under the Influence	45	34

911 CALLS BY HOUR



Officer Training

- 667 hours of POST Training
 - Highlights:
 - Supervisor School, RADAR, Assertive Supervision, Drug Influence Identification, Force Options Simulator, Motorcycle Gang Update, Hostage Negotiations, Search Warrants, Field Training Officer, Terrorism, Communication Skills, and Crime Scene Investigation
- 100+ hours in Firearms Qualification/Training
- Bi Monthly Supervisor's meetings and Squad Meetings

Notable Information

- 5 New Employees in 2009
 - 4 Peace Officers, 1 Community Service Officer
- Gang Enforcement (10/13-14/09)
- Preparatory Drills with School District
- New Handheld Radios
- New DVD System in One Patrol Unit
- Painted Building

What's on the Horizon

- Infrastructure Needs
 - Aging Vehicles
 - Records Management System
 - Funding Issues

Closing Comments